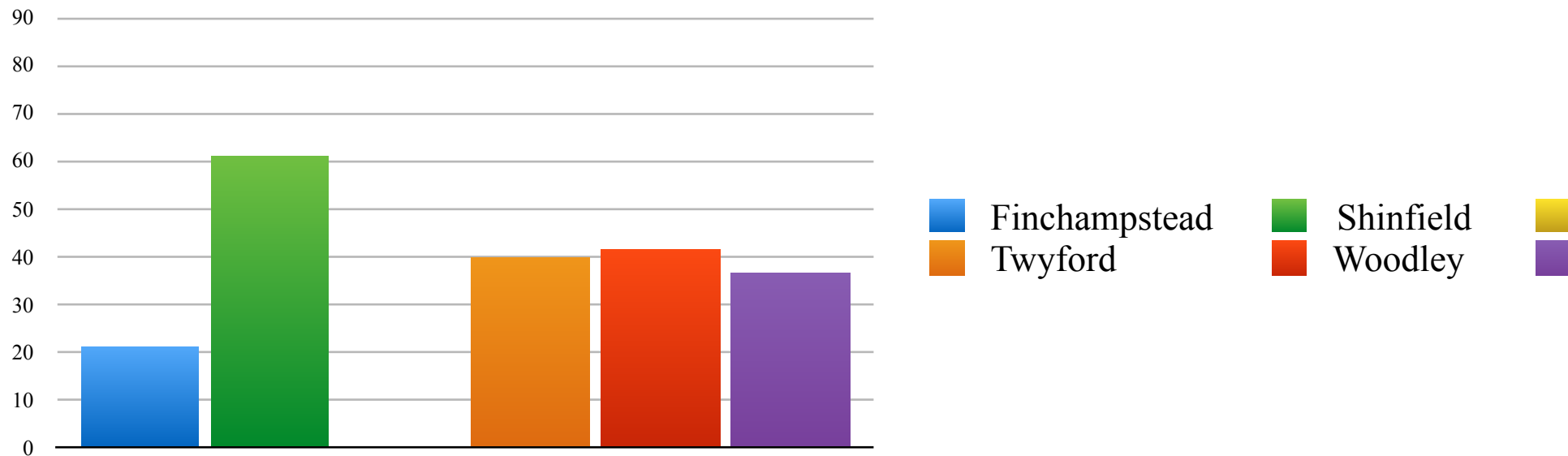


## Over development and medical care

**Alongside massive housing development in Shinfield civil parish, we've seen the biggest increase in the number of patients per GP in the whole of Wokingham Borough.**

**In 2022, medical practices serving the Shinfield area had 3,500 patients per GP full-time equivalent - that**



**% increase in patients per GP 2014-2022, by area**

**compares with 2,200 patients ten years ago (NHS figures). All other areas of the borough were in 2022 at around 2,500 patients per GP or fewer.**

**As a result of WBC's housing policy, it's far harder for us now to get a medical appointment.**

**Details here-**

## Changes in patient numbers per GP, Wokingham Borough medical practices, 2014-2022

	Patients Sept. 2014*	GPs FTE*	Patients per GP FTE 2014	Patients Dec. 2022**	GPs FTE**	Patients per GP FTE 2022	% increase in patients per GP FTE 2014- 22
Loddon Vale } Woodley }	26,232	15.46	<b>1,697</b>	28254	11.78	<b>2,399</b>	<b>41.4%</b>
Twyford } Wargrave }	19,119	11.00	<b>1,738</b>	20,170	8.30	<b>2,430</b>	<b>39.8%</b>
Earley B'side } Wilderness }	28,467	19.37	<b>1,470</b>	30,826	15.35	<b>2,008</b>	<b>36.6%</b>
Burma Hills } Wok. Med. C. } Woosehill }	36,683	15.19	<b>2,415</b>	43,312	17.52	<b>2,472</b>	<b>0.24%</b>
Finchampstead	15,378	8.69	<b>1,770</b>	17,281	8.07	<b>2,141</b>	<b>21.0%</b>
Shinf./S. Rdg } Swallowfield }	19,376	8.80	<b>2,202</b>	26,054	7.35	<b>3,545</b>	<b>61.0%</b>

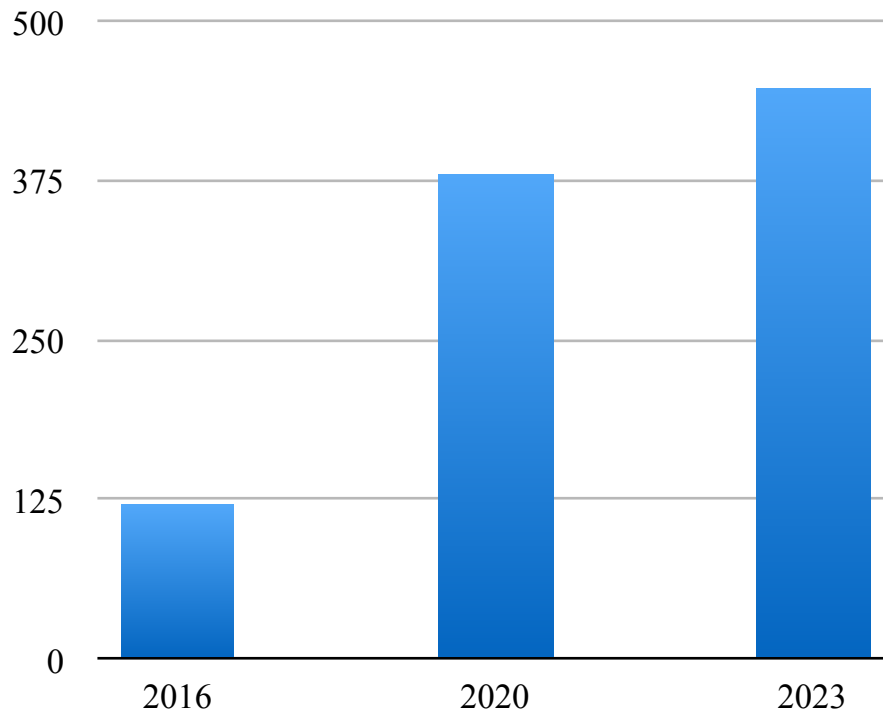
\* General Practice 2014 practice level: <https://digital.nhs.uk/data-and-information/publications/statistical/general-and-personal-medical-services/2004-2014-as-at-30-september>

\*\* General Practice 2022 practice level: <https://digital.nhs.uk/data-and-information/publications/statistical/general-and-personal-medical-services#latest-statistics>

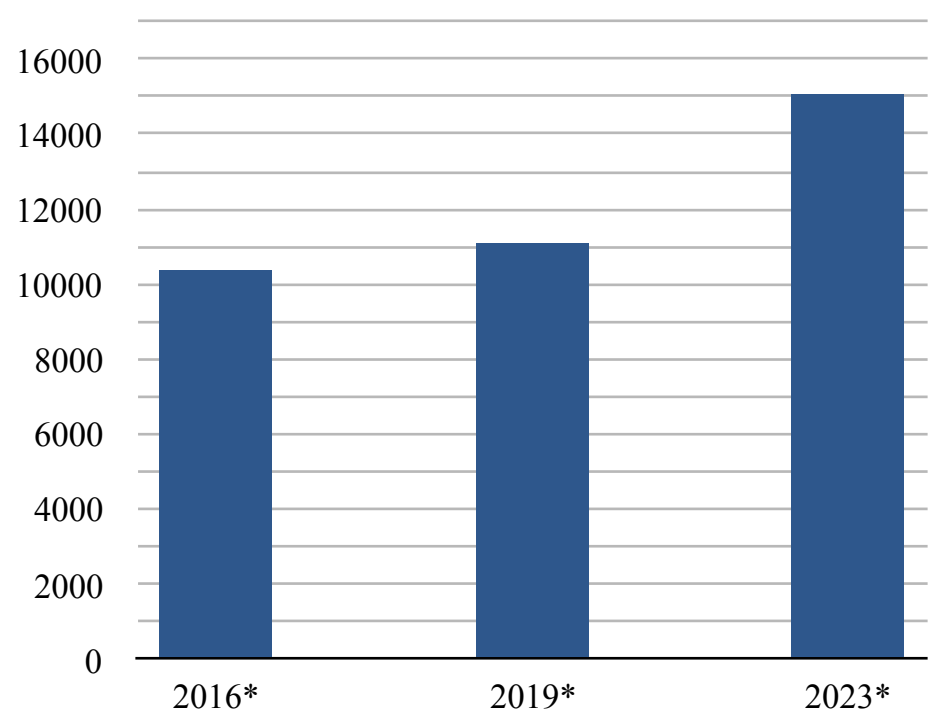
# Over-development and secondary school places

**In the catchment area for Shinfield, Arborfield and Barkham parishes, secondary school waiting list numbers have nearly quadrupled since 2016. Population as measured by the number of registered electors in these three areas has been constantly rising:**

■ Names on secondary school waiting list



■ Registered electors, Shinfield Sth, Barkham, Arborfield



\*Or nearest election year (Barkham and Arborfield)

## Secondary School Places Allocation, Southern section, Wokingham Borough, March 2016 - March 2023

	<b>2016 school places</b>	<b>Names on wait- ing list 2016</b>		<b>2020 school places</b>	<b>Names on wait- ing list 2020</b>		<b>2023 school places</b>	<b>Names on wait- ing list 2023</b>
Bohunt School	180	0		240	168		240	153
Emmbrook School	210	0		210	0		210	43
Forest School	210	0		210	0		210	0
Holt School	210	40		240	70		240	182
Oakbank School	112	0		112	24		112	0
St Crispin's School	189	81		200	118		200	69
<b>Total</b>	<b>1,111</b>	<b>[121]</b>		<b>1,212</b>	<b>[380]</b>		<b>1,212</b>	<b>[447]</b>

Source:- From 'Wokingham Borough Schools Allocation of places: Statement of the allocation for appeal purposes', March 2016, March 2020, and March 2023. NB: An applicant may appear on more than one waiting list.